




# Stand up Broccoli

Florets  
Front

Florets  
Back



Stem  
Back



Stem  
Front

Print this page and glue onto cardboard.  
Cut out the Florets, front and back, and  
glue together.

Repeat for the Stem.

When dry, cut along the dotted lines.  
Slot the Stem cut into the Floret cut.  
Slide down until the cuts fit tightly.  
Stand the broccoli on a flat surface.